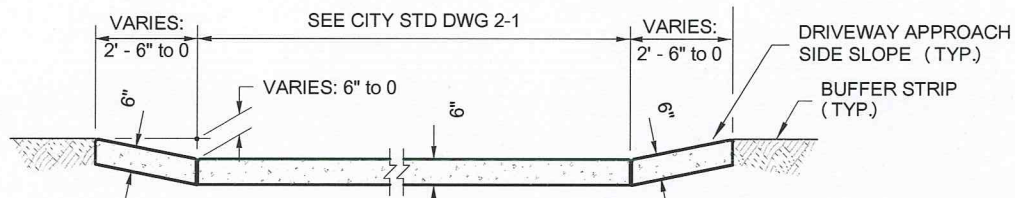
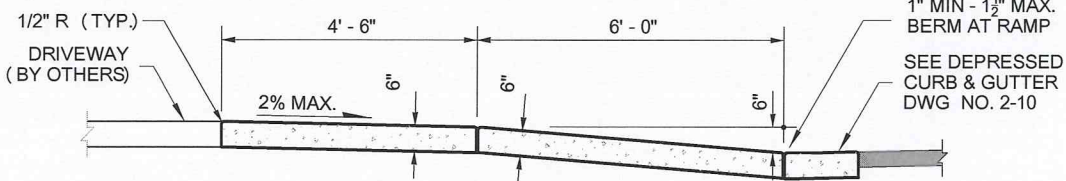
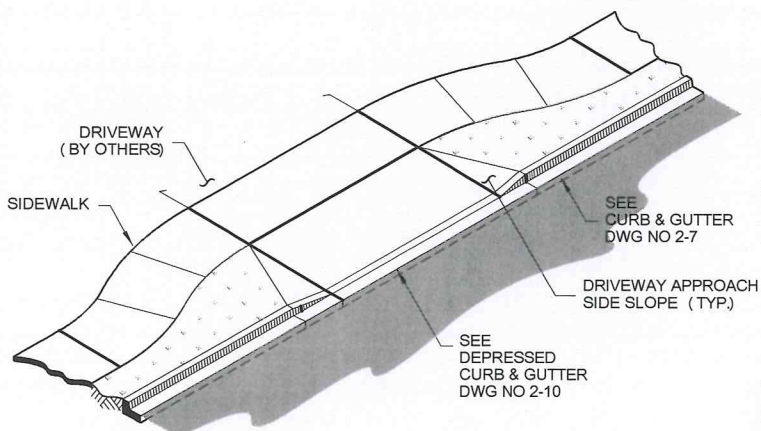


X	Y
2' - 0"	14' - 9"
3' - 0"	12' - 10"
4' - 0"	10' - 7"
5' - 0"	7' - 9 1/4"
6' - 0"	3' - 7 3/4"



NOTES:

1. BASE MATERIAL SHALL BE 4" OF 3/4 INCH MINUS CRUSHED AGGREGATE BASE MATERIAL COMPACTED 95% MAXIMUM DENSITY AS DETERMINED BY MODIFIED PROCTOR AS PER AASHTO T180. ALL FILL OR BACKFILL AREAS SHALL BE PLACED IN 6" LIFTS.
2. PLACEMENT OF DRAINAGE STRUCTURES JUNCTION BOXES OR OTHER OBSTRUCTIONS IN FRONT OF DRIVEWAY ENTRANCES IS PROHIBITED.
3. THIS RAMP SHALL BE USED WITH HIGH BACK AND ROLLED CURB.
4. ALL ALLEYS, COMMERCIAL DRIVEWAYS AND PRIVATE ROADWAYS ACCESSING MORE THAN THREE DWELLING UNITS WILL BE REQUIRED TO PLACE 3 - # 4 REBARS WITHIN CURB & GUTTER (CENTER AND 9" OFF CENTER) OF THE DRIVEWAY APPROACH.



CITY OF LEWISTON, IDAHO
PUBLIC WORKS DEPARTMENT

**DRIVEWAY APPROACH
WITH BUFFER STRIP**

APPROVED FOR PUBLICATION

Sharon Stiller 2/26/13
City Engineer Date

DWG. NO.

2-17